

# Cambria County



# P l a n n i n g C o m m i s s i o n

## 2017 Public Participation Plan

Cambria County Planning Commission  
401 Candlelight Dr, Suite 215  
Ebensburg, PA 15931  
[www.cambriaplanning.com](http://www.cambriaplanning.com)

"The preparation of this report has been financed in part through funding from the Federal Highway Administration and Federal Transit Administration, U.S. Department of Transportation. The views and opinions of the authors or agency expressed herein do not necessarily state or reflect those of the U.S. Department of Transportation."

# Table of Contents

|   |    |
|---|----|
| <b>Introduction</b> .....   | 2  |
| <b>Background</b> .....   | 2  |
| <b>Purpose</b> .....  | 2  |
| Environmental Justice Planning.....   | 2  |
| SAFETEA-LU Planning.....  | 3  |
| MAP-21 Planning.....  | 3  |
| <b>Demographic Profiles</b> .....   | 3  |
| Race .....  | 4  |
| Limited English Speaking.....   | 5  |
| Age.....  | 6  |
| Poverty.....  | 7  |
| Disability.....   | 8  |
| <b>Other Potential Barriers</b> .....   | 9  |
| Access to Vehicle.....  | 9  |
| Low Educational Attainment.....   | 10 |
| <b>Future Planning Efforts</b> .....  | 11 |
| <b>Interested Parties Contact Listing</b> .....                                     | 12 |
| <b>Appendix</b> .....   | 13 |
| Appendix I: Johnstown MPO – Public Participation Plan Contact Outreach Listing..... | 13 |

## Introduction

Cambria County's Public Participation Plan (PPP) was initialized in April of 2007 and incorporated into the Johnstown MPO's 2007-2035 Long Range Transportation Plan Update. The PPP was a public involvement mandate as part of the Safe, Accountable, Flexible, Efficient Transportation Equity Act (SAFETEA-LU). The PPP enhanced the Johnstown MPO's existing public participation efforts and expanded its Environmental Justice Planning activities to include the participation of "Interested Parties" as per SAFETEA-LU regulations. The Public Participation Plan was adopted and made a part of the Johnstown MPO's Long Range Transportation Plan 2007-2035 Update in July of 2007.

## Background

The Johnstown MPO's Public Participation Plan is first and foremost a plan that provides all persons, regardless of race, color, or national origin, the opportunity to participate in the planning and development of transportation programs and projects. The Plan's overall intent and purpose is to provide a public forum for those "Interested Parties" and environmental justice groups that have been traditionally overlooked during the transportation development process. This group includes minority populations, low-income families, non-English speaking and persons with limited English proficiency, the elderly, persons with disabilities, truck freight shippers and haulers, public and private transportation systems, and rail freight haulers.

The Johnstown MPO will coordinate and integrate its public involvement agenda with the Federal Highway Administration (FHWA), Federal Transit Administration (FTA), the Pennsylvania Department of Transportation (PennDOT), the Cambria County Transit Authority (CamTran), and with the 63 municipal governments that comprise Cambria County. The State DOT is using the State Transportation Improvement Program (STIP) Process to satisfy the Program of Projects (POP) Process. It is the State's responsibility in the planning process for the development of the STIP and the annual listing of projects.

## Purpose

The overall purpose of the Johnstown MPO's Public Participation Plan Update is to address the desired "Future Planning Efforts" agenda for continued public participation in the transportation planning process. The future efforts are designed to improve the overall possibilities for greater public involvement by "Interested Parties" in the planning and development of transportation projects and programs. The PPP update is also intended to help meet SAFETEA-LU guidelines for the on-going monitoring and evaluation of the Johnstown MPO's Public Participation Plan.

## Environmental Justice Planning

The Johnstown MPO initiated Environmental Justice (EJ) transportation planning activities in 2002 pursuant to Executive Order #12898. This federal initiative is intended to allow minorities

and low-income populations the opportunity, throughout the planning process, to review and comment on the region’s transportation projects and improvements seeking federal funding assistance. Since this initial effort, the MPO has continued to expand upon specific EJ program requirements and to incorporate this effort into its future transportation planning agenda on a yearly basis.

The Johnstown MPO has made a concerted effort to ensure that identified EJ population groups are notified and given the opportunity to provide public input in the development and implementation of transportation programs and projects. This public involvement in the transportation planning process is incorporated into the MPO’s Unified Planning Work Program (UPWP) and Transportation Improvement Program (TIP) on an annual basis.

### **SAFETEA-LU Planning**

The Johnstown MPO will incorporate the expanded SAFETEA-LU requirements for “interested parties” into the EJ planning process as part of the Public Participation Plan. This will include expanding the existing EJ contact listing to include SAFETEA-LU “interested parties” and will add the following population groups and/or agency representatives to the Johnstown existing EJ contact mailing list: the elderly, the disabled, the limited English proficient, truck freight shippers and haulers, private transportation providers, representatives of public transportation systems, and rail freight haulers.

### **MAP-21 Planning**

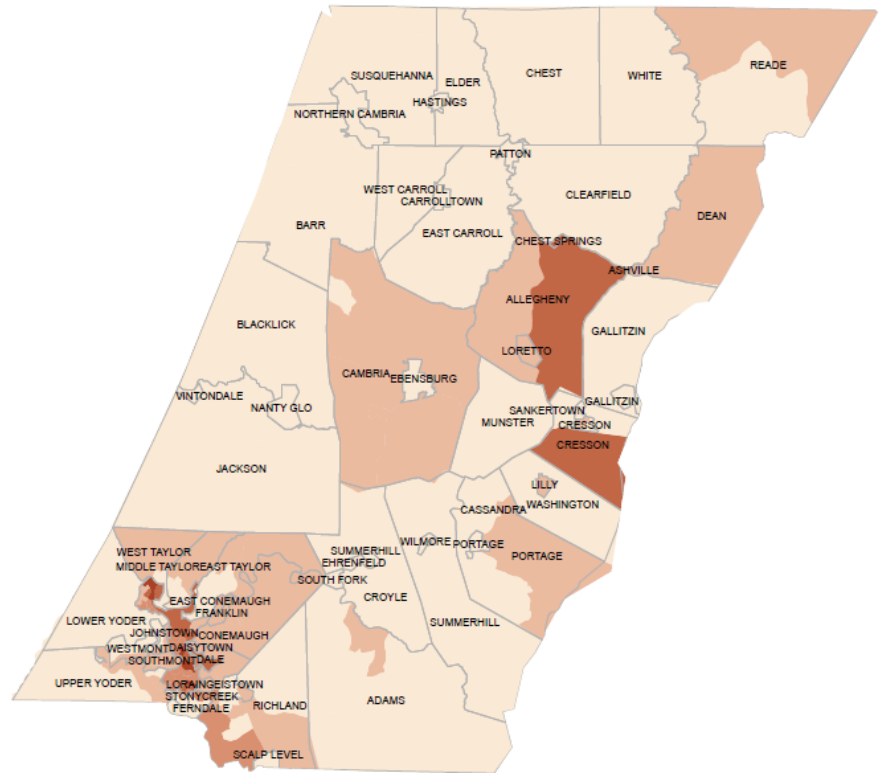
The Johnstown MPO will incorporate the new MAP-21 requirements for “interested parties” into the EJ planning process as part of the Public Participation Plan. This will include adjusting the existing EJ contact listing to include MAP-21 “interested parties” which will retain the following population groups and/or agency representatives to the Johnstown existing contact mailing list: the elderly, the disabled, the limited English proficient, truck freight shippers and haulers, private transportation providers, representatives of public transportation systems, and rail freight haulers.

### **Demographic Overview**

Congress enacted Title VI as part of the landmark Civil Rights Act of 1964. This legislation along with Section 504 of the Rehabilitation Act of 1973, the Civil Rights Restoration Act of 1987, and the Americans with Disabilities Act of 1990 prohibits discrimination on the basis of race, color, disability, sex, age, low income, national origin, or Limited English Proficiency (LEP) in programs and activities receiving federal financial assistance. The following demographic profiles ensures that the CCPC is aware of the concentration and location of those affected classes and can fulfill Title VI and Environmental Justice requirements. It should be noted that the estimates in Allegheny Township and Cresson Township may be slightly skewed due to the locations of the Federal Correctional Institute, Loretto and former State Correctional Institute, Cresson.

## Race

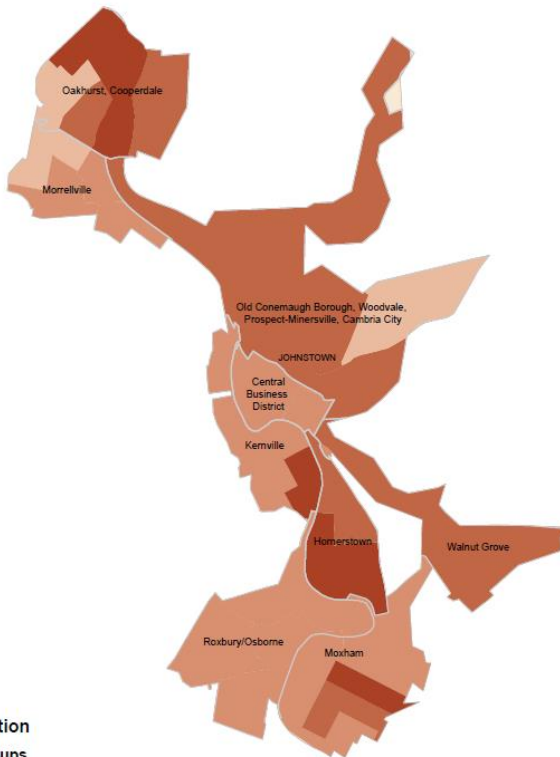
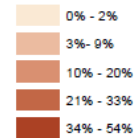
Based on the US Census 2015 American Community Survey (ACS) estimates, the white-alone population of Cambria County is 94% (130,808). The Black/African American population is 3% (4,749), making it the next higher group according to the Census. American Indian and Alaska Native (100), Asian (691) and Native Hawaiian and Other Pacific Islanders (37) have smaller populations in Cambria County. The map to the right presents data on minorities in greater detail.



**Minority Population**

**Census Block Groups**

Percentage of People who Identify as Non-White Alone

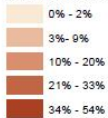


In the City of Johnstown, the white-alone population is 78% (15,915). The Black/African American population is the second highest group at 13% (2,699). American Indian (6), Asian (79) and Native American and Other Pacific Islanders have smaller populations in the City of Johnstown. The map to the left presents data on minorities more specifically.

**Minority Population**

**Census Block Groups**

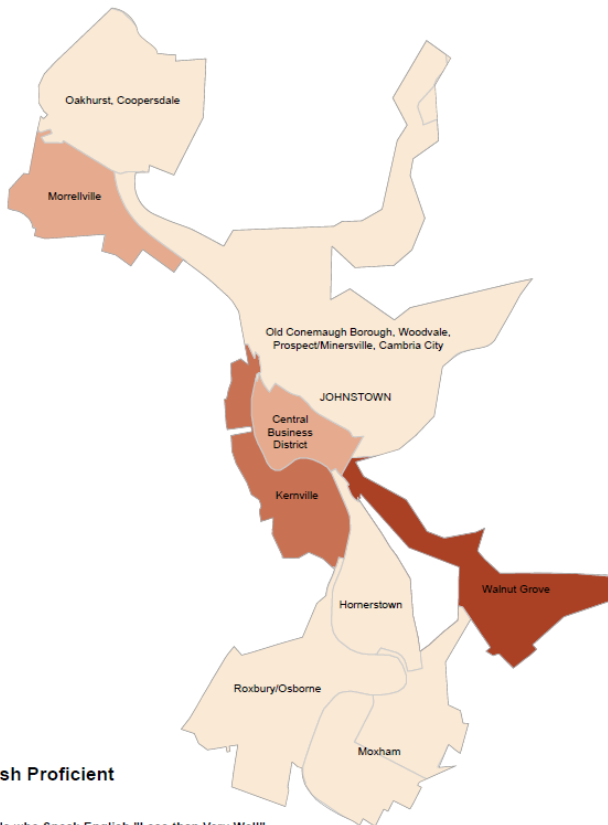
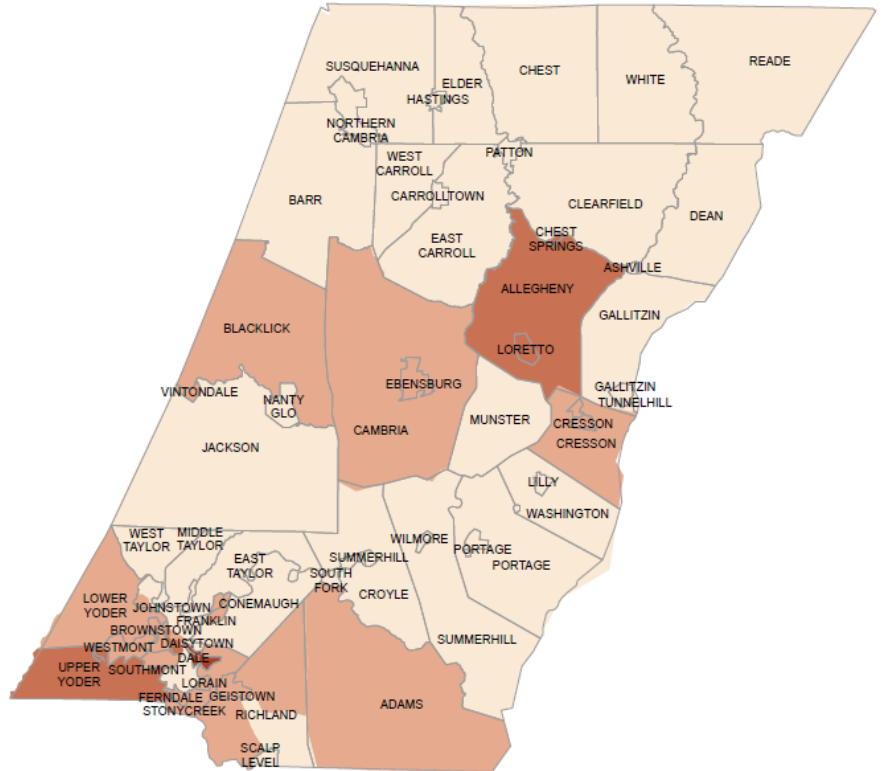
Percentage of People who Identify as Non-White Alone



Source: U.S. Census Bureau, 2011-2015 American Community Survey 5-Year Estimates, Table B02001

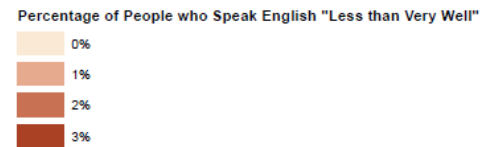
## Limited English Speaking

Per the 2015 ACS estimates, 2.8% (3,816) of Cambria County's population speaks a language other than English. The highest percentage of non-English speakers speak Spanish at 1.3% (1,706) followed by Other Indo-European languages at 1.1% (1,474). Asian and Pacific Island languages (484) and other languages (152) represent other non-English languages spoken in Cambria County. The map to the right represents the limited English proficient population in greater detail.



### Limited English Proficient

#### Census Tracts

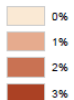


In the City of Johnstown, less than 1% (571) of the population speaks a language other than English. Spanish is the most common non-English language spoken (247) followed by Other Indo-European languages (254). Asian and Pacific Island languages (43) and other languages (43) represent other non-English languages spoken in the City of Johnstown. The map to the left represents the limited English proficient population in greater detail.

### Limited English Proficient

#### Census Tracts

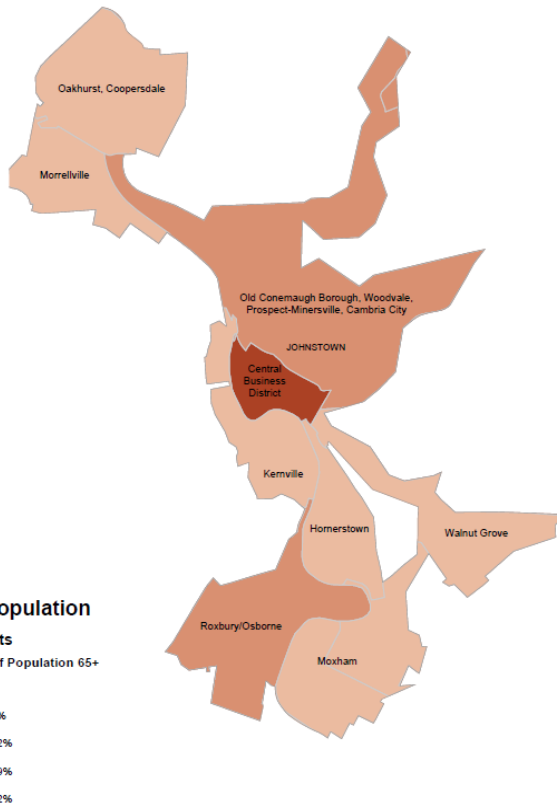
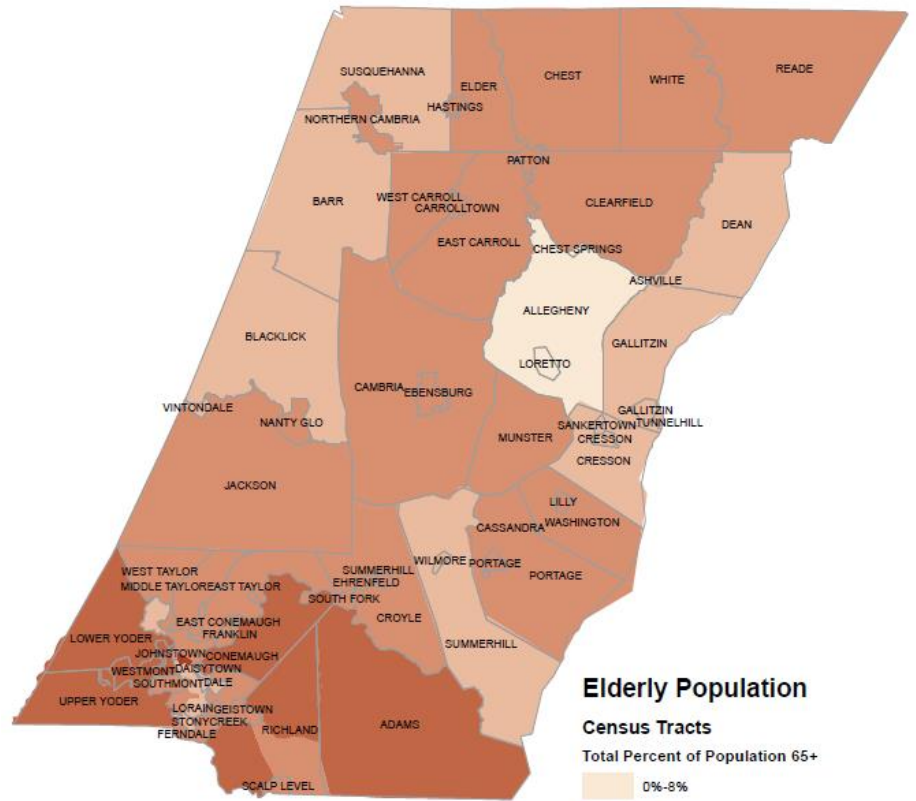
Percentage of People who Speak English "Less than Very Well"



Source: U.S. Census Bureau, 2011-2015 American Community Survey 5-Year Estimates, Table S1601

## Age

The 2015 ACS Census estimates show that the median age of Cambria County residents is 44.4 years. The elderly population (those 65 years old and over) represents 14.1% of the population. Out of that amount, 6.2% are over the age of 75 and 1.9% over the age of 85. The map to the right shows where people aged 65 and older are dispersed throughout the county.

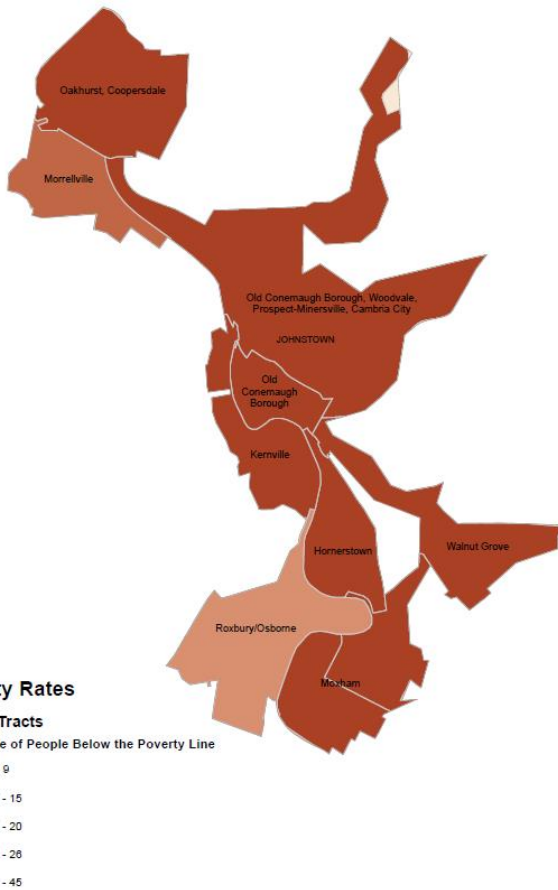
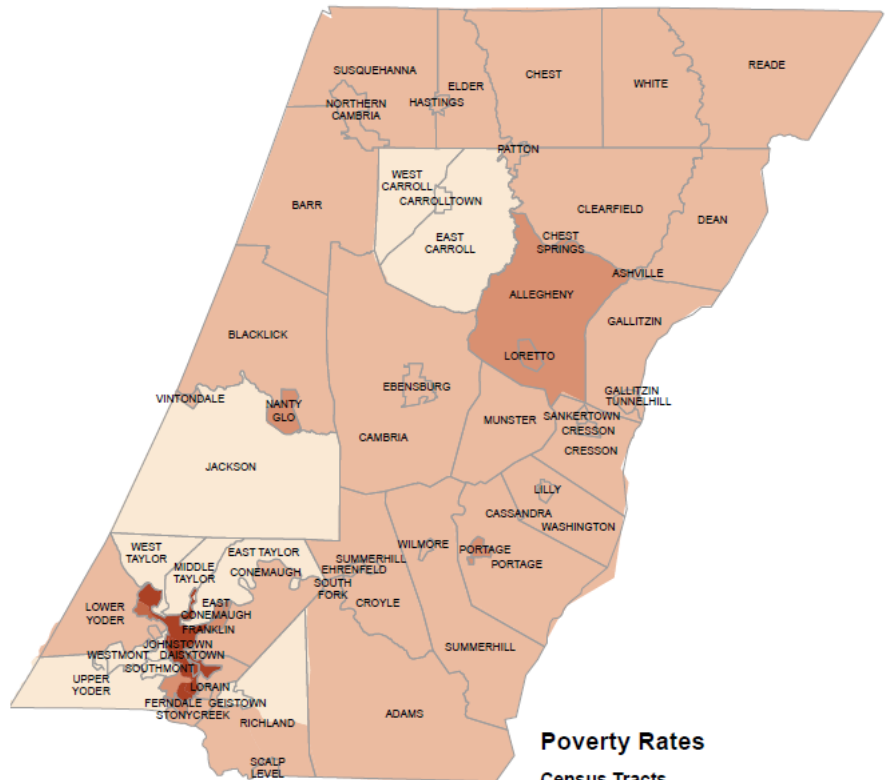


Within the City of Johnstown, 18% percent of the population are aged 65 and older. Out of this figure, 9.5% are 75 years old and older and 3.1% are older than the age of 85. The map on left shows in greater detail how the elderly population is dispersed in the City of Johnstown.

Source: U.S. Census Bureau, 2011-2015 American Community Survey 5-Year Estimates, Table S0101

## Poverty

According to the 2015 ACS estimates, 15.2% (20,011) of Cambria County residents are living below the poverty level. More specifically, 24.5% (6,488) children under 18 years of age are living in poverty. For adults aged 18-64 of age, the poverty rate decreases to 14.4% (11,292). Of people aged 65 and older, 2,231 (8.4%) are living in poverty. Poverty rates are highest amongst those who identify as Black/African American (53.7%) and American Indian and Alaska Native (54.9%). The map to the right shows the number of people living below the poverty line in greater detail.



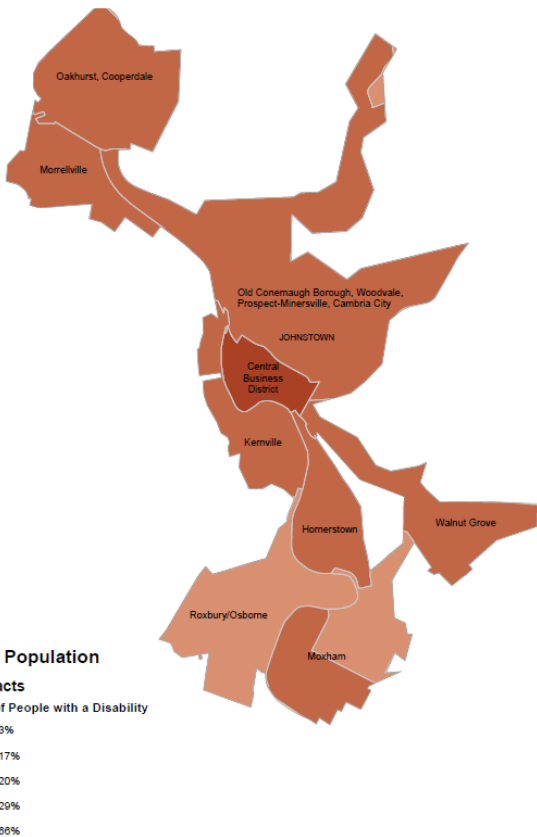
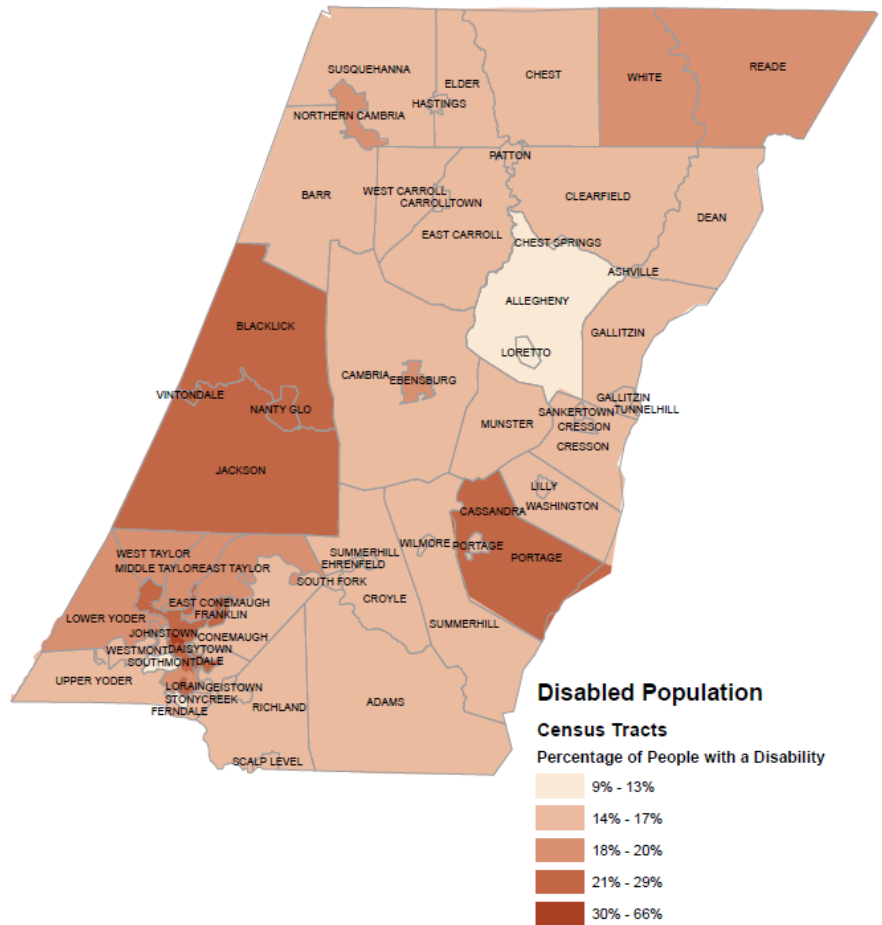
In the City of Johnstown, 35.1% (7,091) of the population is living below the poverty level. 57% (2,530) of children 18 years and younger are living in poverty. The poverty rate decreases for adults 18-64 years old to 32.6% (3,946). Of people over 65, 16% (615) are living in poverty. Poverty rates are the highest amongst those who describe themselves as Black/African American (62%) followed by White Alone (27%). The map to the left shows the poverty rates of the City of Johnstown in greater detail.

Source: U.S. Census Bureau, 2011-2015 American Community Survey 5-Year Estimates, Table S1701



## Disability

Based on data from the 2015 ACS estimates, 18.1% of the population has a disability. Out of the 24,439 individuals with a disability, approximately half of them are between the ages of 18-64 years. Considering the nature of disabilities and that some people have more than one type of disability, it is important to state that 5.4% of people with a disability have hearing difficulty, 3.1% have vision difficulty, 7.3% have some cognitive disability, and 9.8% have some level of ambulatory disability. The map to the right shows the percentage of individuals with a disability in better detail.



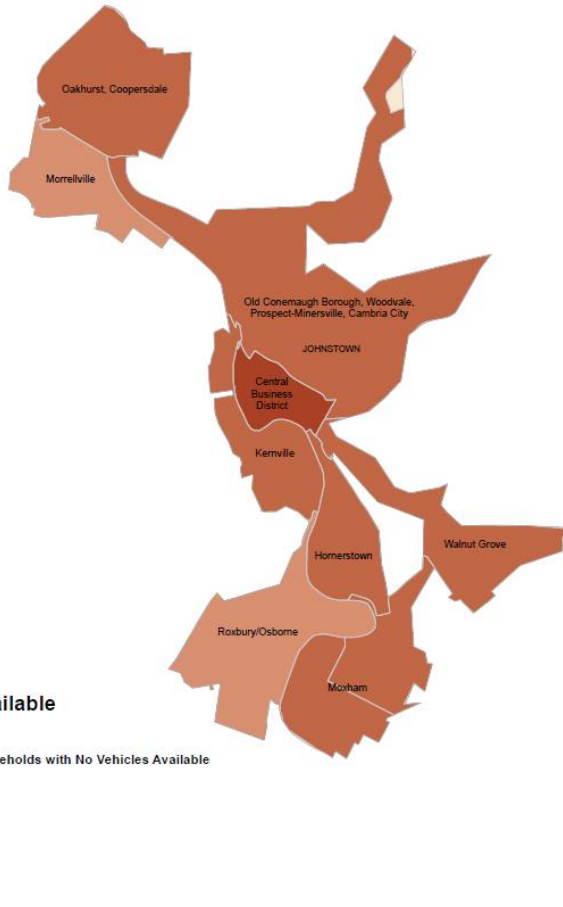
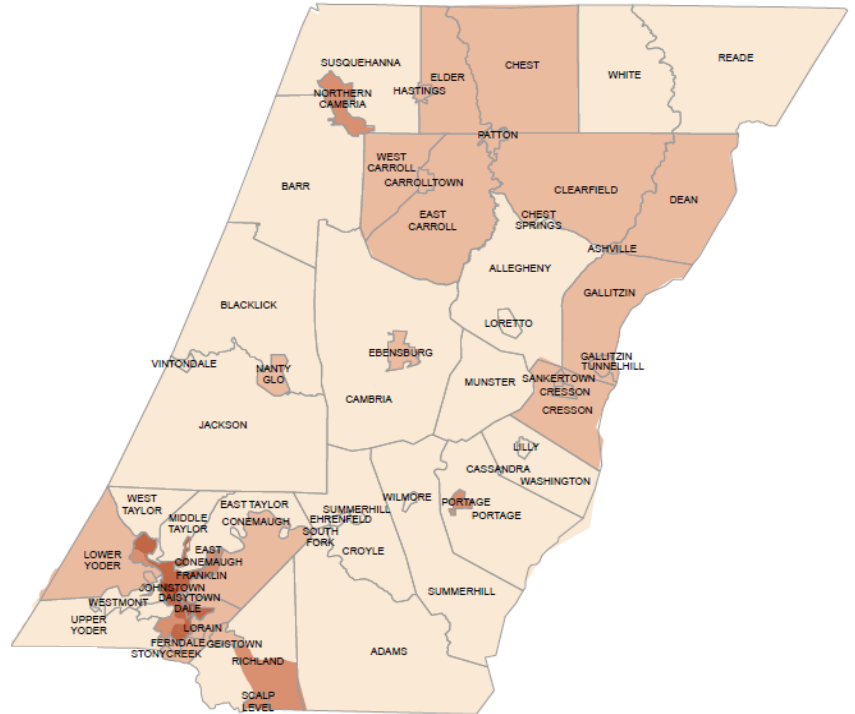
In the City of Johnstown, 25.5% of the residents have a disability. Out of the 5,165 individuals with a disability, over half (61%) are between the ages of 18-64. Considering the nature of disabilities and that some people have more than one type of disability, it is important to state that 5.6% of people with a disability have hearing difficulty, 5.1% have vision difficulty, 13.3% have some cognitive disability, and 14% have some level of ambulatory disability. The map to the list shows the percentage of individuals within the City of Johnstown with a disability.

Source: U.S. Census Bureau, 2011-2015 American Community Survey 5-Year Estimates, Table S1810

## Other Potential Barriers

### Access to Vehicle

Limitations in transportation options may also be a barrier to individuals and families. The 2015 ACS estimates show that 10.5% (6,015) of occupied housing units in Cambria County have zero vehicles available. The map to the left shows areas where the percentage of households without access to a vehicle in greater detail.

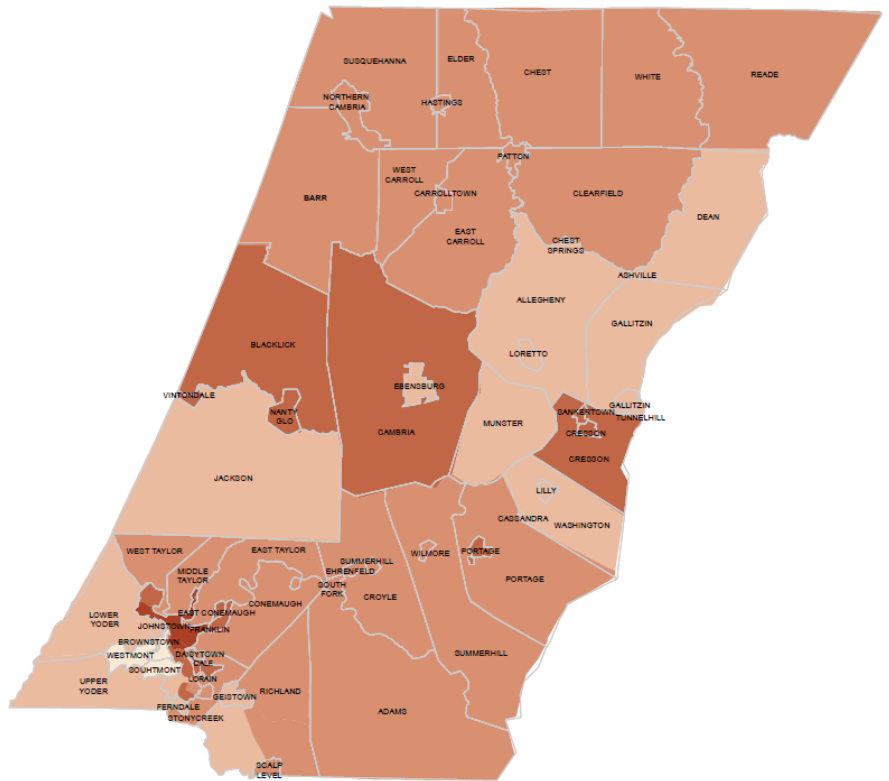


Within the City of Johnstown, 28% (2,700) of occupied housing units have no access to a vehicle. The map to the left shows the locations of individuals without access to a vehicle in greater detail.

Source: U.S. Census Bureau, 2011-2015 American Community Survey 5-Year Estimates, Table DP04

## Low Educational Attainment

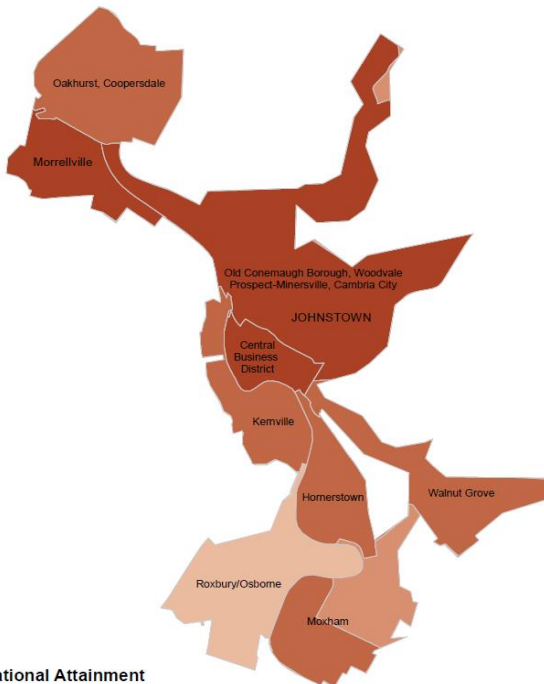
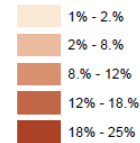
While 90% of the county’s population over the age of 18 years has graduated high school, it can be exceedingly difficult for those with lower educational attainment to find employment, access services, and advocate for themselves. The median annual earnings for someone with less than a high school education is \$20,515. It increases by \$5,000 annually for those with a high school diploma or equivalency. The median annual income for those with a Bachelor’s degree is more than double than those with less than a high school diploma. The map to the right shows low educational attainment in the county in more detail.



**Low Educational Attainment**

**Census Tracts**

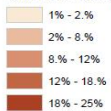
Total Percent of Individuals 25 Years and Older With No High School Diploma



**Low Educational Attainment**

**Census Tracts**

Total Percent of Individuals 25 Years and Older With No High School Diploma



In the City of Johnstown, 85% of the city’s population has graduated high school. The annual median earnings for those with less than a high school education is \$12,347. It increases by \$8,000 annually for those with a high school diploma or equivalency. The median income of those with a Bachelor’s degree is more than double what those with less than a high school diploma earn. The map to the left shows the percentage of low educational attainment in greater detail.

*Source: U.S. Census Bureau, 2011-2015 American Community Survey 5-Year Estimates, Table S1505*

## Future Planning Efforts

The Cambria County Planning Commission is committed to providing a broad array of public participation programs for all planning activities, programs and processes. The Public Participation Plan (PPP) is designed to provide a format for monitoring and evaluation the PPP on an annual basis. This on-going planning effort will be incorporated into the Johnstown MPO's Long Range Transportation Plan. It is hoped that the annual updating of the plan will help in insure greater public involvement for all residents in Cambria County with special attention paid to groups representing both "Interested Parties" and Environmental Justice.

The CCPC will

- **Update engagement of Interested Parties in the planning and development of transportation projects**  
Staff will administer surveys to representatives of Interested Parties and Environmental Justice groups and present results
- **Expand participation of Interested Parties through the use of social media**  
Staff will use social media platforms to provide planning materials and information and promote participation opportunities
- **Incorporate Environmental Justice and SAFETEA-LU demographic data from the most recent Census into MPO Planning Activities**  
Staff will incorporate demographic data into the UPWP agenda and the Long Range Transportation Plan
- **Promote the participation of Interested Parties in the transportation planning process**  
Staff will provide Interested Parties with MPO meeting notices, agendas and planning materials
- **Engage Interested Parties in the planning and development of transportation projects**  
Staff will survey Interested Parties to determine the best approach to increase participation
- **Consult Interested Parties early on if a transportation project has the potential to impact their community**  
Staff will send a project information package to Interested Parties and community leaders, schedule meetings and workshops and form focus groups
- **Review and update the Public Participation Plan on an annual basis**  
Staff will make adjustments as necessary to meet SAFETEA-LU requirements and revise based on survey responses and public feedback

## Interested Parties Contact Listing

In 2002, the Johnstown MPO incorporated Environmental Justice (EJ) planning into its transportation planning process. This initial EJ public participation effort provided an opportunity for minorities and low-income populations to comment on the development and implementation of transportation projects and programs. Minority and low-income population groups were tabulated and mapped by municipality and by neighborhood for the City of Johnstown.

Subsequent to this demographic determination, the Johnstown MPO compiled an EJ contact mailing list of agencies and organizations within Cambria County that represented minority groups and low-income populations. The contact listing was geared to Cambria County's various health and human service agencies that provide assistance to minorities and low-income residents. The EJ listing was updated annually as part of the MPO's public participation policy.

The SAFETEA-LU transportation requirements identify the elderly, disabled, and limited English proficient population as EJ minority and low income "Interested Parties." An EJ mailing list of representatives of "Interested Parties" is included in the MPO's Public Participation Plan (PPP). Exhibit I presents the Johnstown MPO's contact listing in Cambria County for the 2017 Public Participation Plan.

## Appendix I

### Johnstown MPO – Public Participation Plan Contact Outreach Listing

#### **Truck Freight Shippers and Haulers**

- Samuel D. Brink Trucking, Inc.
- Dunlo Transfer Company
- East Hills Enterprises
- ELT Inc.
- John Hruska Trucking Inc.
- Sleek Trucking
- Synergistiks Inc.
- Wright Motor Lines inc.
- Ritchey Transport
- Advantage Tank Lines

#### **Public and Private Transportation Carriers**

- Cambria County Transit Authority (CamTran)
- Health Ride Plus
- McIlwain Charters of Tours, Inc.
- Wilkinson Bus Lines, Inc.
- Wilkinson Petroleum Supply, Inc.
- Johnstown Cambria County Airport
- Med-Van Transport
- Cambria County Area Agency on Aging

#### **Railroad Systems**

- AMTRAK
- R.J. Corman Railroad Company
- CSX Transportation, Inc.

#### **Minority and Low Income**

- Birthright of Johnstown, Inc.
- Goodwill Industries of the Conemaugh Valley, Inc.
- Southern Alleghenies Legal Aid, Inc.
- Conemaugh Home Health
- New Choices/New Options

### **Elderly**

- Cambria County Area on Aging
- Senior Community Services Employment Program

### **Disabled**

- Cambria County Association for the Blind and Handicapped
- Cambria County Veterans Services
- Easter Seal Society of Western Pennsylvania
- Cambria County Mental Health Program
- Hiram G. Andrews Center
- Cambria County Multiple Sclerosis Society
- CERMUSA at Saint Francis University

### **Limited English Proficient**

- Community Action Partnership of Cambria County
- Salvation Army